



Australian Government

Australian Youth Forum (AYF)

youTHINK Evaluation

20 February 2009

Evaluation Summary

Purpose

This report is the analysis of the information from participant evaluation forms gathered at the conclusion of the **youTHINK** event on 20 February 2009. It is a method of providing feedback to participants on the event to compliment the discussion topic feedback. This input will be considered in the planning for the AYF future events and activities.

Background

The Australian Youth Forum (AYF) is a new Government initiative, launched in October 2008. The AYF was designed to be the Government's direct communication channel with young Australians and the youth sector. The Australian Government developed the AYF, through an extensive consultation process, in order to give young people an opportunity for an on-going conversation with the Government and to contribute their views on current issues so that a youth perspective can be part of developing government policies.

The AYF is structured to attain two primary objectives: widespread youth engagement across the country and; meaningful and ongoing engagement with the youth sector – those individuals and organisations that work with and for young people. These objectives are going to be achieved by a range of activities such as direct youth engagement activities, the AYF website; youth forums or events; outreach activities in local communities; related youth and youth sector research; youth sector engagement; and the provision of funding to the National Youth Peak.

On Friday 20 February 2009, the AYF hosted its first national event. The **youTHINK** forum was held simultaneously in all capital cities and in the regional areas of Alice Springs and Cairns. Each of the ten locations was professionally facilitated and enabled young people aged between 15-24 to express their views directly to the Government on two important issues: *Violence and safety* and *Contributing to Democracy*.

Evaluation Forms

Each participant at the **youTHINK** forum locations was given an evaluation form to complete on the day. Together with feedback from the Steering Committee members and all staff members, the information is being carefully analysed and considered.

Please note that there were a number of comments on the participants' evaluation forms, often conflicting. Where a substantial number of respondents made a similar comment, it has been included in this evaluation report.

Some comments, for instance, about the event promotion, suggested methods which had already been used in promoting the forum. While such comments may indicate a lack of awareness on the part of the respondent, they were included in the report for future reference in the preparation of a similar event.

Main Findings

The information collected about the **youTHINK** event is summarised in the table at **Attachment A**. The full analysis of the evaluation forms is at **Attachment B**. An example of the evaluation form is at **Attachment C**.

Of the 618 participants who attended **youTHINK** across Australia, 415 participants (67%) filled out the evaluation form. This gives a reasonably reliable indication of how young people felt about **youTHINK**. Generally, the feedback on the **youTHINK** event was positive and encouraging more **youTHINK** events. Participants were keen to give their views to Government and to see the outcomes and effects that the **youTHINK** event would have in Government.

According to the evaluation forms, the most interesting part of the day was the discussion of the topics, hearing the ideas of others and getting the feedback from around the country at the end of the forum. Generally, it was felt that the event was well organised on the day and expectations of the event were met for most participants. About half felt that it was important to have **youTHINK** taking place in multiple locations at the same time.

The discussion topics were relevant to most and they commented that it was great to have their opinions taken seriously and that hearing other peoples' views made them think differently about things. The majority would like another open forum event with the second preference being a smaller group format to achieve a more in depth discussion. Although the date of the event was found to be mostly good, approximately half indicated a preference for the next event. A mid-year event in June, July or August, followed by March, were indicated as the best months for holding such an event in the future.

Most respondents had not visited the AYF website, aside from registering for **youTHINK**. Half of those who had visited the AYF website had only visited once. The majority found the registration process clear, however there needed to be more information on the website for some. Commonly, it was felt that more advertising and promotion of the event with more notice was needed.

The Steering Committee members generally felt **youTHINK** was a success because it achieved the aims of the forum and there was a very positive feeling on the day. Steering Committee members had mixed views on the suitability of the venues. While the Committee generally thought they were a good choice as they appealed to young people, there were some comments that the seating arrangements limited the flow of discussions. While some of the Committee reported that the opening session was too long, they felt the use of young people to introduce the topics was engaging and relevant. The Committee generally felt the event needed to be promoted more extensively and earlier.

Overall, the most common themes across all feedback were that future events should:

- allow a longer time for promotion and planning of the event,
- engage a broader range of young people, focussing on the 18-24 age group and minority groups, through engagement in their own communities, and

- design an event with focus on allowing time for the discussion, recording it and giving a concrete purpose for the discussion input.

Attachments

Attachment A	Summary of all Evaluation Input
Attachment B	Evaluation Form Analysis
Attachment C	Sample Evaluation Form

Summary of evaluation information collected about youTHINK 20 February 2009

Category	Participants	Other – Steering Committee (S/C), Department (Dept) and Service Providers	Improvements / Suggestions
Planning	Nil	<ul style="list-style-type: none"> - the level of staffing and support was excellent and a measure of the commitment to the forum. Pre-conference resources arrived early, and staff felt well briefed and well prepared - the most important part of any broadcast or event is in the weeks prior to that event. If we have sufficient time to plan and coordinate, there is significantly less opportunity for things to go wrong - the longer the lead time the better able to produce the best show possible 	<ul style="list-style-type: none"> - consider the longest lead time possible for engaging contractors - consider focussing on the development of state of the art techniques for hearing, recording and sharing the views that young people express at AYF events, rather than a focus on the registration process - consider providing think pieces to participants before hand so that there is time for reflection, but also pre-event research and discussions to enable greater understanding and involvement from all who attended - consider involving any AV or broadcast contractors in developing the scripts for input, and advice, so they can gain a full understanding from the beginning
Promotion	- Many (54) commented that more advertising and promotion of the event with more notice was needed	<ul style="list-style-type: none"> - promotion needs to be through inviting youth organisations and young people to the event through local support people who are well known and trusted within their community - students commented that the promotion of the event needs to stream in a ‘youth format’ – e.g. facebook, Internet and youth events - use appropriate youth media to advertise more widely and in a timely way - need to provide promotional materials earlier, so that it can be distributed, as well as 	<ul style="list-style-type: none"> - more extensive and earlier promotion - work on engaging the ‘non-engaged’ youth - consider incentives for young people to attend, such as movie tickets - utilise local contacts, using ‘trust relationships’ in the event locations through the Department and facilitators - use media that youth are often using - provide info at the venues about how young people can get involved – flyers for people interested in applying for the AYF Steering Committee

		provide time for follow up with personal contact	<ul style="list-style-type: none"> - involve more local staff and earlier (including local politicians) – to assist with promotion of the event - involve local youth agencies/community groups to connect, promote and network with each other and to raise their profile with young people who may need to access them (e.g. violence, etc)
Local Engagement	Nil		The Office for Youth could develop a series of resources for young people to use in their communities. Young people could use these tools to create change rather than engaging in a process where they have to wait to see if their ideas are implemented at a national level
Media	Nil	<ul style="list-style-type: none"> - media arrangement on the day were not clear - there was no strategy for dealing with media 	<ul style="list-style-type: none"> - a media strategy needs to be developed prior to the event - the event should be promoted to the local media in the lead up to create a ‘buzz’
Registration Process	<ul style="list-style-type: none"> - 90% found the registration process clear - 66% found sufficient information on the website 	<ul style="list-style-type: none"> - the extension of the registration deadline, impacted on the work that still needed to be done to ensure registration folders were ready in time for the early leavers attending distant locations 	<ul style="list-style-type: none"> - start the registration process earlier, along with the promotion to avoid a rush in the last week before the forum - website needed to be easier to navigate and find event information - upload event schedule on the website
Registration Form	- 4 respondents commented that an online or email registration process was preferred.	<ul style="list-style-type: none"> - registration requirements for parental permission for young people under 18 were onerous according to local youth workers, peak bodies and government departments 	<ul style="list-style-type: none"> - form needs to avoid witnessing signature and fax/scanning - instructions for all staff including information about the under 18 or 16 requirements - online or email registrations would be preferred
Participant Diversity	- 18 comments were that more diversity of participants was needed – too many school	<ul style="list-style-type: none"> - the spread of the age demographic could be improved. The majority of the participants were towards the younger end of the age 	<ul style="list-style-type: none"> - develop a strategy for engaging with a broader range of young people and especially with youth aged 18-24

	<p>students, unionists / activists, youth workers / organisations / services</p> <ul style="list-style-type: none"> - more from isolated areas, minorities (for example, gay / transgendered), migrants, and also more observers to listen to the discussion, such as, teachers and Government officials 	<p>bracket, and more equal representation from the older end of the age range may have produced different outcomes</p> <ul style="list-style-type: none"> - local and state networks are involved with under 18's, so a different and more sustainable approach is required for older youth 	
Participant Numbers	<ul style="list-style-type: none"> - 17 respondents commented that more participants were needed 	<ul style="list-style-type: none"> - short lead times and reliance on mainstream networks and on-line communications proved insufficient in the uptake of registrations - there is a difficulty to connect young people at a national level if they are not already involved locally, regionally or at a state level 	<ul style="list-style-type: none"> - develop trusted contacts at the local level for encouraging participants to register, especially for Indigenous youth - develop a 'trust relationship' and an active approach to building relationships with DEEWR networks, STOs and DEEWR funded programs (e.g. Youth TraX – central Australia) that may be located in regions where AYF events are likely to take place - improve promotion, event design, marketing and advertising to ensure good representation
Event Timing	<ul style="list-style-type: none"> - the date of the event was found to be good for 72% of respondents 	<ul style="list-style-type: none"> - February was not a good time, given it is the start of the University and school years 	<ul style="list-style-type: none"> - respondents indicated that a mid-year event in June, July or August was preferred. March was the third most popular month
Event Format	<ul style="list-style-type: none"> - 61% felt that the event's length was just right 	<ul style="list-style-type: none"> - the opening session was too long - national focus worked well – participants felt part of a higher level of discussion - emailing to staff in Sydney didn't work well due to firewall 	<ul style="list-style-type: none"> - live Q&A session with Minister for Youth or Prime Minister - more feedback to Minister for Youth - various formats were suggested, involving outdoor activities, sports day, music, dancing and being more creative - less formal and less scripted - smaller forums targeted towards particular subsections of the youth demographic - panel of subject matter experts could respond

			the questions or ideas, e.g. ABC television Q&A program
Event Organisation	<ul style="list-style-type: none"> - most felt that the event was well organised on the day (84%) - most felt that special needs were considered (90%) - 10 comments were that it was well paced and enjoyable - expectations of the event were met by 79% of respondents with 6 respondents saying that it was better than expected 	<ul style="list-style-type: none"> - comprehensive running order and MC script were useful to the Sydney AV team - pack up was quick in all locations 	<ul style="list-style-type: none"> - hold rehearsals earlier to ensure a timely start - reduce last minute changes to the program - location specific running orders - consider the method for staff communications during the event - AusLan Interpreters need to be booked from the time participants are due to arrive
Locations	<ul style="list-style-type: none"> - 46% felt that it was important to have youTHINK taking place in multiple locations at the same time - 30% felt that simultaneous multiple locations were somewhat important or not important at all 	<ul style="list-style-type: none"> - locations that feel exclusive to some young people can affect their levels of participation and demography of those engaging with the process 	<ul style="list-style-type: none"> - locations could be in the city for ease of getting one form of transport - many forums at different times attended by the Minister for Youth - rural areas need to be catered for, either by holding the forum there or contributing to transport for rural young people to attend - instead of designated locations for the forum, consider bringing the forum to where young people are
Venue	<ul style="list-style-type: none"> - a couple of comments were that there was limited wheelchair access and that the technical equipment was in the way for wheelchairs. - 10 comments were that the venue was not ideal for a discussion. A lecture theatre was suggested. 	<ul style="list-style-type: none"> - it was a good choice as they appealed to young people, however the seating arrangement limited the flow of discussions - cinemas as venues provided a good location because young people don't feel intimidated, unlike other locations such as more corporate environments - great atmosphere, but had limitations re communication between young people - cinema staff were extremely helpful in most locations 	<ul style="list-style-type: none"> - consider lighting and seating arrangements in venues for a good dialogue - consider not pre-determining venues so that communities could nominate their community organisation as a host for the event, especially for regional locations. This recommendation is based on the success of ABC's Triple J radio "One Night Stand" competition in which rural communities submitted a proposal for selection as a location to host a major music event - greater accessibility in terms of transport to

			and from the venues is required
Catering	- there were 11 comments that there should have been more or better food. One respondent felt that lunch, instead of snacks, should have been provided.	- there were some participants who felt the catering was unsubstantial	<ul style="list-style-type: none"> - put the catering plans on the website or registration form to inform participants prior to the event - offer participants either the refreshments or lunch, not both - consider how many items participants need to carry including their folders and personal belongings - include catering on site for the support staff from the set up to the pack up
Live feed	<ul style="list-style-type: none"> - the live feed made the forum more interesting - great use of technology 	<ul style="list-style-type: none"> - the live feedback from each of the locations at the end was a highlight - well received by young people as it created a sense of being connected across the country - no obvious glitches - Global Vision contractors very good and responsive in all locations - last minute changes resulted in an extended rehearsal and participants saw some rehearsal feed as they were moving into the cinema 	<ul style="list-style-type: none"> - live feed needs to be longer for people to feel like it is a national discussion - more interaction the other locations - two-way feed or live web camera could be used in the future - interaction via satellite between locations could be used to warm up the groups - Q&A session could provide more interaction - a number of participants voiced their interest seeing a Q&A session with the Minister - participants would prefer more time to be able to talk to the Minister - consider pre-recording the opening speeches as this was expensive and did not add as much to the atmosphere
Audio-Visual	Nil		<ul style="list-style-type: none"> - subtitles for speeches and the short video for deaf young people - holding slide for when young people enter the room and during breaks - make the AYF branding more 'youthy' - audio in the production areas, so Dept support staff can easily follow

			<ul style="list-style-type: none"> - keep AV equipment away from the wheelchair seating area - consider venue requirements that are suitable to both AV and facilitation
Celebrity involvement	- 60% felt it was valuable having a celebrity involved with youTHINK	<ul style="list-style-type: none"> - Fuzzy had lots of energy, which drew participants - Fuzzy had a good understanding due the National Youth Week work 	Hamish and Andy was the most popular personality choice for future events with 18 responses, closely followed by Rove with 16 responses. Sports stars, music stars and comedians were the most popular suggestions.
Opening Speakers	Several comments were made that the opening speakers were inspirational.	The use of young people to introduce the topics was engaging and relevant	<ul style="list-style-type: none"> - consider having fewer guest speakers – went for too long - provide more diversity in opening speakers – include greater ethnicity and ability as role models
Discussion Topics	The majority of respondents felt that the discussion topics were relevant or very relevant to them (58% for ‘Violence and Safety’ and 61% for ‘Contributing to our Democracy’).	<ul style="list-style-type: none"> - topics were appropriate and were of interest to most participants - topics were good and there was broad agreement that most participants were engaged 	<ul style="list-style-type: none"> - more topics - choice of different topics - one topic would achieve more focus - topics that are controversial - narrower scope / framework for focus - consider the structure of the forum with the topics, because different audiences might be attracted to different topic
Discussion	<ul style="list-style-type: none"> - 27 comments were that the discussion session needed to be longer to allow more in-depth discussion and development / building of ideas - opinions were taken seriously - there was no pressure on the participants - hearing other people’s views made people think differently about things 	<ul style="list-style-type: none"> - smaller groups could improve the quality of the discussions - longer discussion time would mean more meaningful outcomes - meaningful discussion of topics are best facilitated when in small groups, especially with Indigenous young people and young people from different cultures, young people with disabilities, and young people new to the consultation process - could have large group introduction to topics 	<ul style="list-style-type: none"> - 64% would like another open form - 29% would prefer a smaller group for more in-depth discussions - a large group could break up into smaller discussions - ‘round robin’ style with many small discussion groups in a private space - more interactive discussions with other locations - roundtable design - more roving microphones

		followed by small group discussions (more time and a different venue style)	- less questions and more free discussion - comment box like on ABC2
Facilitation	- 91% were happy with the facilitation - 86% felt comfortable contributing their ideas in front of the group - Of the 9-10% that were unsatisfied with facilitation, their comments were around: lack of preparation, patronising, understanding local issues, everyone getting a chance to speak, no personal stories, solution focus, no derogatory comments about other, controlling disruptive people, and better structure needed.	- some facilitators did a great job and were able to keep young people talking - post-it-notes to allow participants to provide additional thoughts was great - facilitators were very inclusive and kept the crowd interested and engaged - background information for facilitator's was helpful - butcher's paper proved to be inadequate to engage participants	- some facilitators needed to be younger - Some facilitators needed to convey clearer expectations of the day - ice breaking games at the beginning of the day could assist participants to feel more comfortable to share their thoughts - consider equipment to project the discussion notes on a large screen for participants to see their words being recorded in full to hold meaning - Steering Committee members might be able to facilitate the discussion with assistance - consider local facilitators who have an understanding of the local community and can provide support after the event - facilitators need to stop any off-topic or derogatory comments about other participants by interrupting and reinforcing the rules of discussion
Observers	Nil	- some observers attended to see the event in action, and teachers to supervise/escort students from schools (Duty of Care roles). They accepted their undertaking to not engage in the discussions - some observers did not abide by the requirement to not engage in the discussions	- facilitators need to reinforce that the discussion is for participants only if any non-participants get involved
Steering Committee	There were a few comments that it was great to talk with the Steering Committee member.	- it was great that the Steering Committee members were able to be interviewed - Steering Committee members connected well with participants and were used more than expected	- consider a more involved role for Steering Committee members - Steering committee members could be chosen on the basis of their established connections and 'trust relationships' with other young people

Evaluation Form	Nil		- include a question about 'how did you find out about the youTHINK forum?'
Closing / Follow up	- 8 comments supported a follow up forum - 7 comments were sceptical about how much change the youTHINK forum would achieve	- participants and others were not clear on what would happen 'after the event', thus creating a sense that this could have been just a talk fest. They were not convinced the Minister would respond. Needs follow up actions and activities	- follow up forum - need to show the real change / actions as a result of the youTHINK forum - Minister should respond to, or comment on, the input from the different locations in the closing remarks
Most interesting aspect	- half found the discussion of the topics and the ideas of others to be the most interesting part of the day - 1/4 found the feedback from around the country at the end of the forum to be most interesting part of the day		- particular attention must be paid to the discussion topics and technology used because these were the most interesting aspects for participants
AYF Website	- Most (64%) respondents had not visited the AYF website, except to register. - Of those who visited, most (50%) had visited once only. - The Ideas Board was the most popular for those who visited.		- the AYF website needs to be promoted more often and more widely to encourage a large number of visits and diversity to the website - regular and frequent updates to the website need to be made to encourage people to visit again
General	- 34 positive comments, such as that youTHINK was great, enjoyable, fun, good - 8 negative comments that it was boring and pointless	- positive feedback was received at most locations - State/Territory office staff were very helpful on the registration desk and during the pack up - hope that there are more such forums on a regular basis, different time of the year, different locations, and different scale of event	- there could be a Steering Committee member from each State/Territory - State-level Ministers could be present to hear the discussion and to meet young people in their location - invite local MPs to attend as observers

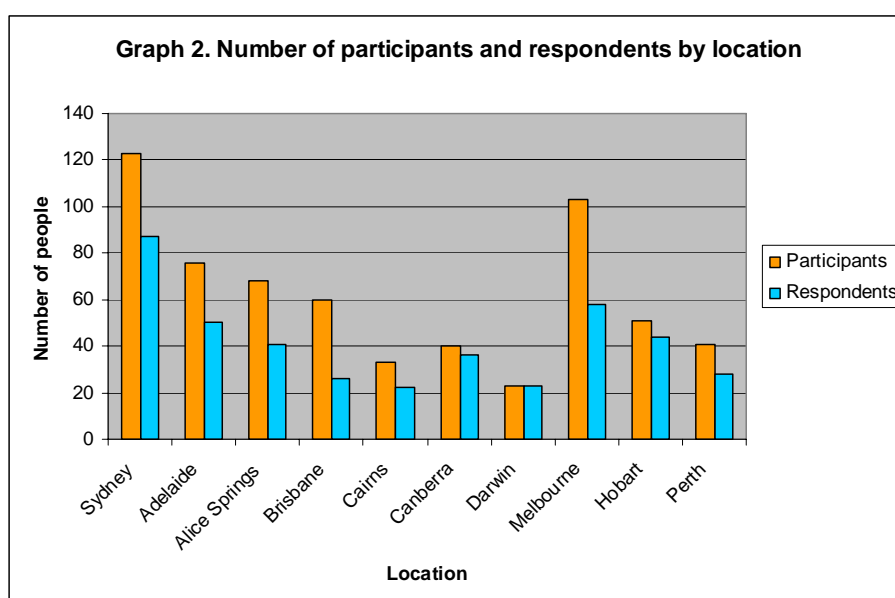
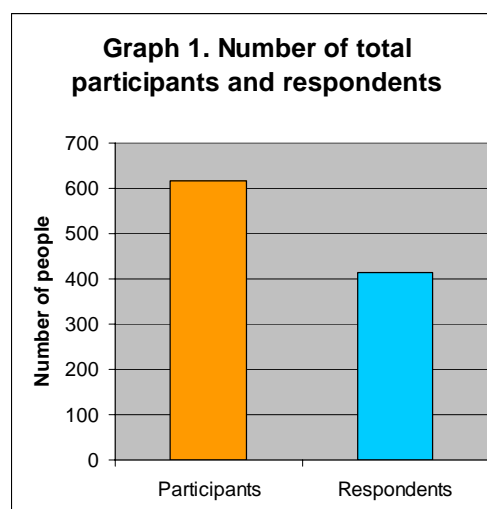
Evaluation Form Analysis

Participants and Respondents

- There were 618 participants across the ten locations. Both Sydney and Melbourne had the largest attendance with over 100 participants. Darwin had the least number of participants with 23 young people (Table 1).
- Across all locations, 415 participants (67%) filled out the evaluation form (Table 1, Graph 1). Participants who filled out the evaluation form will be referred to as respondents in this evaluation.
- The respondent rate in some locations was much higher than others, for example, Darwin was the highest at 100%, whereas Brisbane was the lowest at 43% (Table 1; Graph 2)

Table 1. Participant numbers by location

Location	Number of Participants	Respondent rate
Sydney	123	87 (71%)
Adelaide	76	50 (66%)
Alice Springs	68	41 (60%)
Brisbane	60	26 (43%)
Cairns	33	22 (67%)
Canberra	40	36 (90%)
Darwin	23	23 (100%)
Melbourne	103	58 (56%)
Hobart	51	44 (86%)
Perth	41	28 (68%)
Total	618	415 (67%)

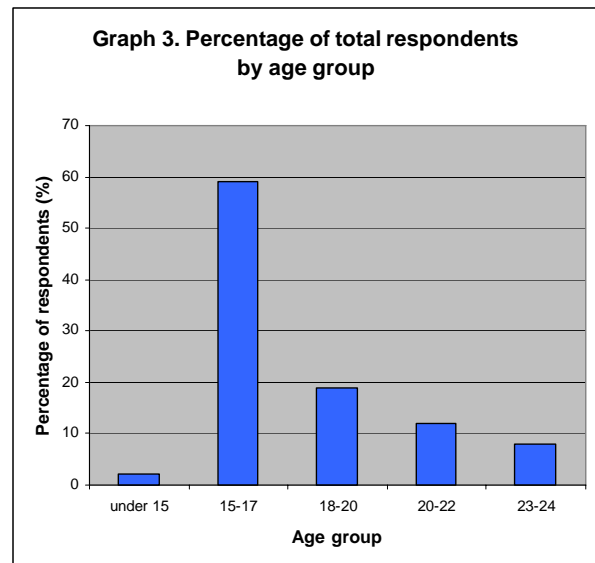


Age

- The majority (59%) of respondents were aged between 15 and 17. Those aged 18 to 20 were the next largest group of respondents (19%) (Table 2; Graph 3).

Table 2. Total respondents by age

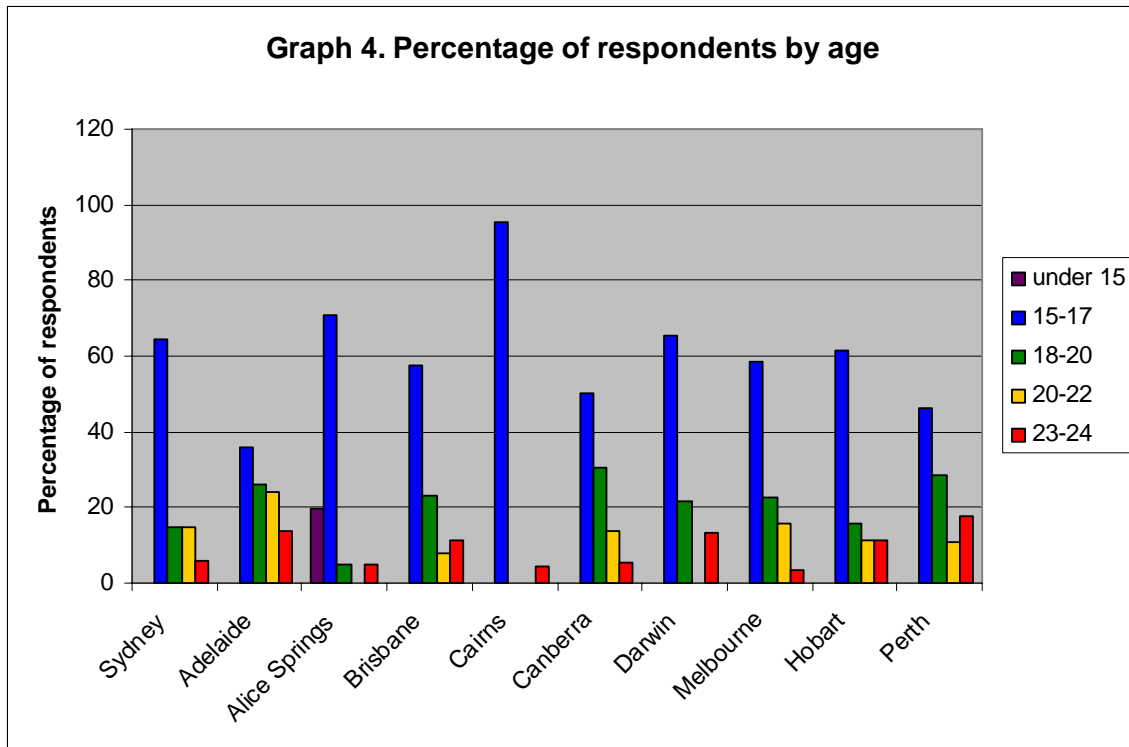
Age	Number of respondents	% of respondents
under 15	8	2%
15-17	246	59%
18-20	78	19%
20-22	49	11%
23-24	35	8%
Total	415	67%



- Although the 15-17 age group was the largest in every location, the proportion of the age groups varied widely between locations. In Cairns, 95% of the participants were aged 15-17, whereas Perth had the largest group of 23-24 year olds at 18% (Table 3).
- The largest age groups are indicated in blue text in Table 3.
- The spread of age groups in each location is shown in Graph 4.

Table 3. Percentage of respondents by age group and location

Location	under 15	15-17	18-20	20-22	23-24
Sydney	0%	64%	15%	15%	6%
Adelaide	0%	36%	26%	24%	14%
Alice Springs	19%	71%	5%	0%	5%
Brisbane	0%	58%	23%	8%	11%
Cairns	0%	95%	0%	0%	5%
Canberra	0%	50%	30%	14%	6%
Darwin	0%	65%	22%	0%	13%
Melbourne	0%	59%	22%	15%	3%
Hobart	0%	61%	16%	11%	11%
Perth	0%	46%	29%	11%	18%

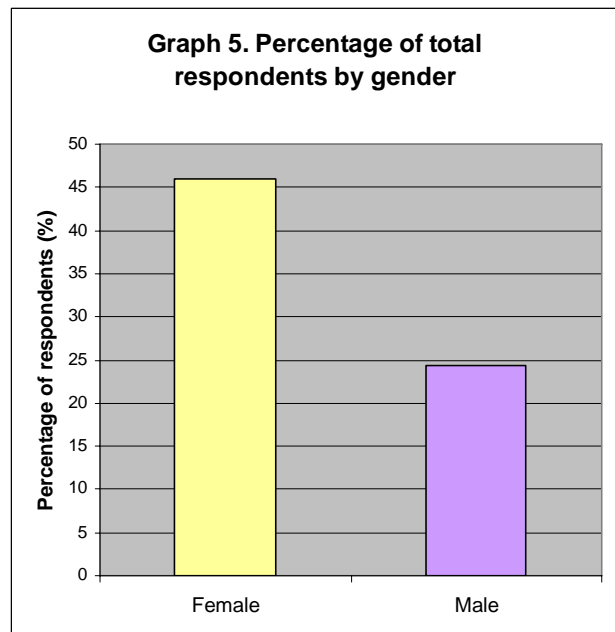


Gender

- 70% of respondents who completed the age question also completed the gender question (Table 4). Female respondents, at 46%, were almost double the number of male respondents at 24% (Table 4).

Table 4. Total respondents by gender

Gender	Number of Respondents	% of Respondents
Female	191	46%
Male	101	24%
Total	292	70%



Promotion of the Event

- 54 respondents (13% of all respondents) commented that more advertising and promotion of the event with more notice was needed.

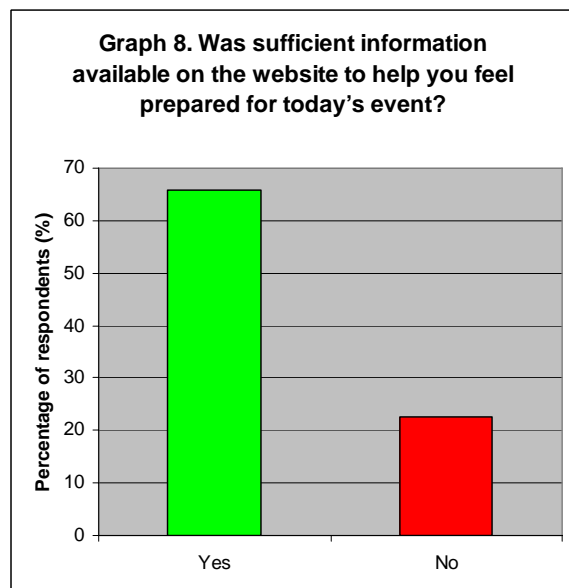
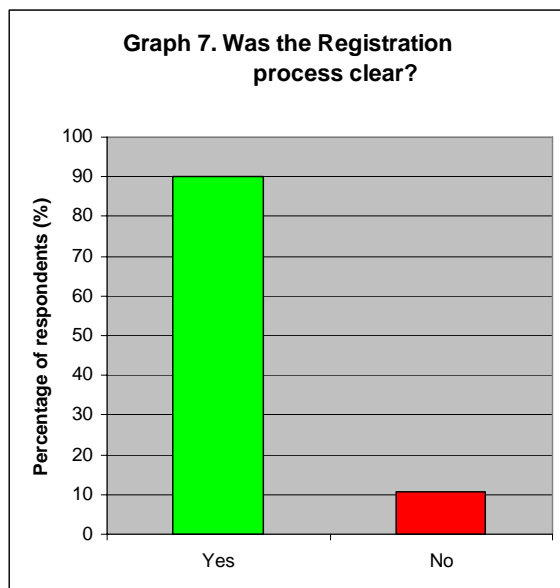
- Associated with promotion is the number of participants who attended – 17 respondents (4% of all respondents) commented that more participants were needed.

Registration and Information

- The majority (90%) of respondents found the registration process clear, however only two-thirds (66%) of respondents found sufficient information on the website (Table 5; Graphs 7 and 8).
- From the comments on the evaluation forms:
 - 4 respondents commented that an online or email registration process was preferred.
 - 4 respondents wrote that they were not clear about the filming / broadcast of the event.
 - 6 respondents would have liked more information about the event and the discussion topics beforehand.
 - 3 respondents would have liked more information about the transport to the venue, specifically how to get from the bus stop to Fox Studios.

Table 5. Registration and information

Question	Yes	No	Total
Was the registration process clear?	90%	10%	100%
Was sufficient information available on the website to help you feel prepared for today's event?	66%	23%	89%
Was the timing of this event (20 February 2009) good?	72%	19%	91%



Diversity of Participants

- There were 18 comments that more diversity of participants was needed. It was said that there were too many school students, unionists / activists, youth workers/ organisations / services.
- Respondents suggested more participation of young people in the older age bracket (age 18-24), which is supported by the statistics that 60% of respondents were 15-17 years old.
- Respondents also suggest more of those from isolated areas, minorities (for example, gay / transgendered), migrants, and also more observers to listen to the discussion, such as, teachers and Government officials.

Timing of the Event

- The date of the event was found to be good for 72% of respondents (Table 6; Graph 9).
- Approximately half of the respondents indicated a preferred month or time of the year for **youTHINK**. Seventy-one (30%) of these respondents preferred a mid-year event in June, July or August (Table 7). March was the third most popular month with 21 respondents (10%) suggesting it.
- There were mixed preferences for whether the best time would be before the start of the academic year, during university/school holidays or during term.

Table 6. Was the timing of this event (20 February 2009) good?

Yes	72%
No	19%
Total	91%

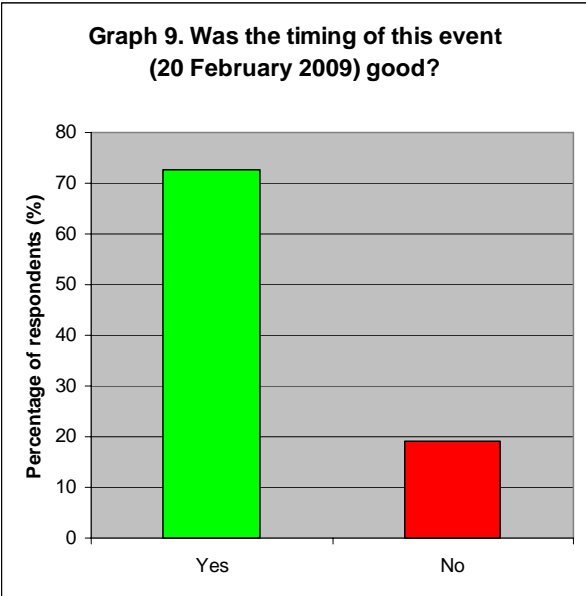


Table 7. Are there other times of the year that could be good for this type of event? (Suggest preferred month)

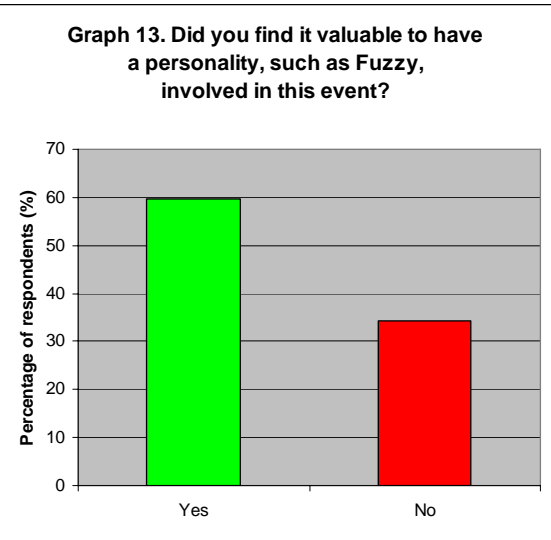
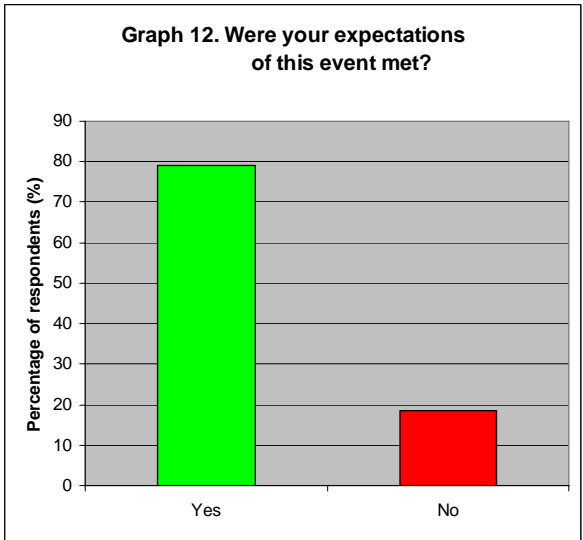
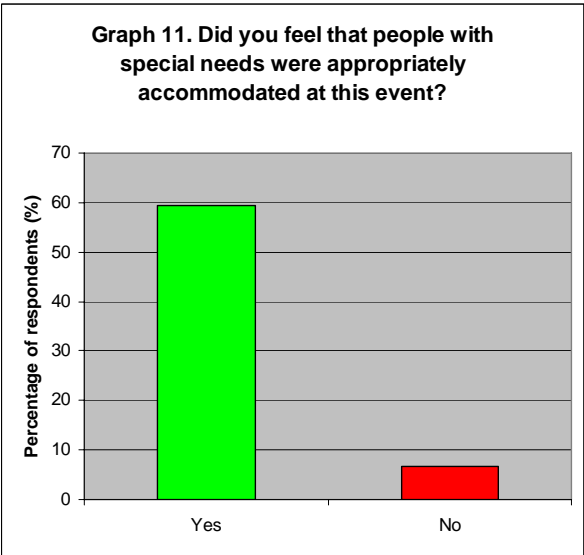
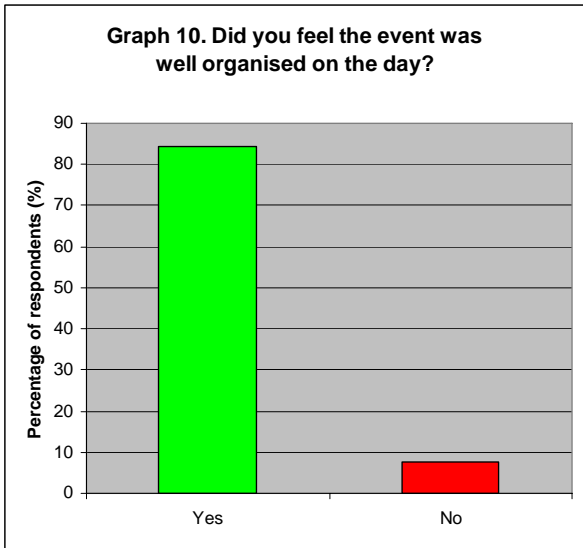
Month	Number of respondents	Other times	Number of respondents
July	34 (16%)	Not uni orientation day	7 (24%)
August	22 (11%)	3 times a year	4 (13%)
March	21 (10%)	Every 2 months	4 (13%)
Holidays	18 (9%)	Weekend	4 (13%)
May	17 (8%)	Before Uni/School starts	2 (7%)
Mid-year	17 (8%)	After March	1
April	16 (7%)	Early in the school terms	1
June	11 (5%)	Night time	1
September	11 (5%)	Saturday	1
July Holidays	8	School Day	1
January	7	Start earlier in the day	1
October	7	Uni Semesters	1
December	6	Wednesdays	1
November	5	Youth Development Camp	1
End of the year	3	Youth week	1
February	2	Total	31
After July holidays	1		
End of financial year	1		
Total	207		

Event Organisation

- Most respondents felt that the event was well organised on the day (84%) and that people with special needs were appropriately accommodated at this event (90% of those who responded to this question agreed) (Table 8; Graphs 10 & 11).
- There were 25 positive comments that the event was well organised, with 10 of the respondents saying that it was well paced and enjoyable. There were 7 negative comments that it was either too controlled or disjointed.
- The expectations of the event were met by 79% of respondents (Table 8; Graph 12). Respondents were positive on having a celebrity involved in the event (60%) (Table 8; Graph 13).
- Respondent's comments were generally positive towards the host and speakers. They said that the host was engaging and encouraged participants. A comment was made that the speakers needed to talk from the heart, rather than notes.

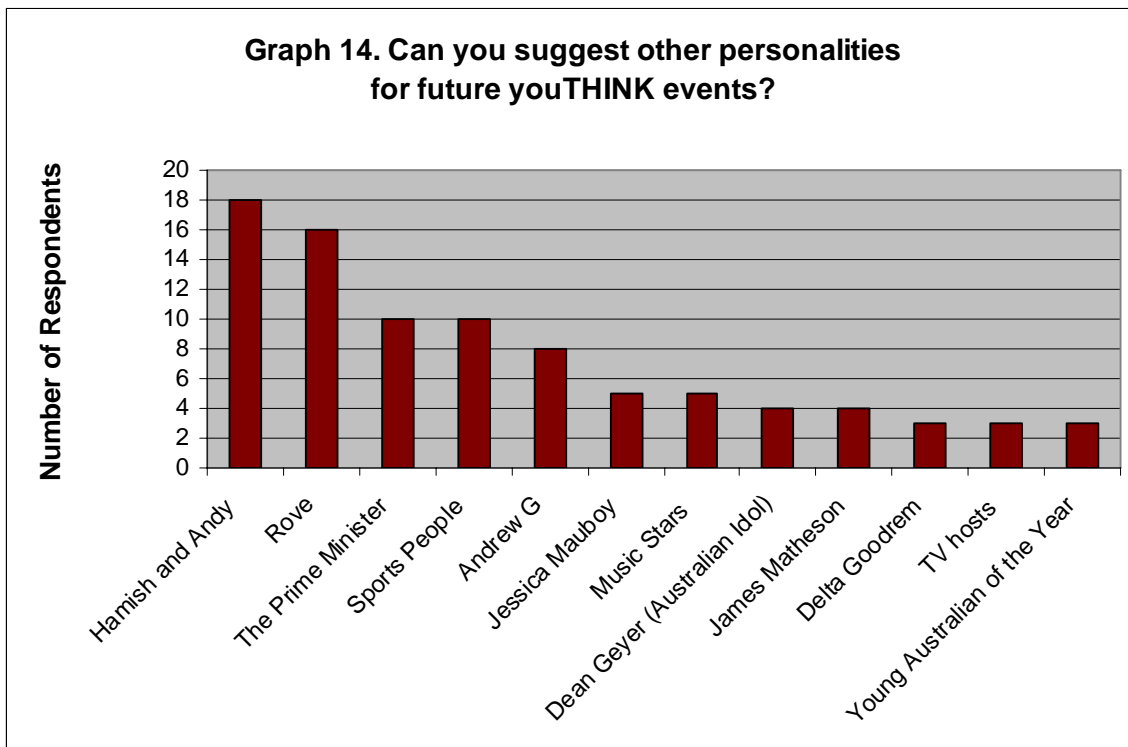
Table 8. Event Feedback

Question	Yes	No	Total
Did you feel the event was well organised on the day?	84%	7%	91%
Did you feel that people with special needs were appropriately accommodated at this event?	59%	7%	66%
Were your expectations of this event met?	79%	18%	97%
Did you find it valuable to have a personality, such as Fuzzy, involved in this event?	60%	34%	94%



Master of Ceremonies

- While 60% of respondents found it valuable to have a personality involved with the event, 167 respondents (40% overall) suggested a personality for future events. Hamish and Andy were the most popular with 18 responses, closely followed by Rove with 16 responses (Graph 14).
- Sports stars, music stars and comedians were the most popular suggestions for personalities to be associated with future events. A full list of suggested personalities is at **Appendix 1**.
- Respondents also suggested that it was important to have people with whom young people can identify and relate. Personalities should have personal experience with topics and be genuinely concerned. It was also suggested that there could be a personality at each location.



Event Format

Discussion group

- About 2/3 of respondents (64%) would like another open form event with about 1/3 of respondents (29%) preferring a smaller group format to achieve a more in depth discussion (Table 9; Graph 15).
- The majority of respondents that chose the 'Other' format for future forums (9 out of 14 respondents) would like a large group and then to break up into smaller discussions. Other format suggestions included a 'round robin' style with many small discussion groups and also more interactive discussions with other locations.
- From respondents' comments, 14% would prefer a smaller group format that was in a private space for each group or a roundtable design.

Event length

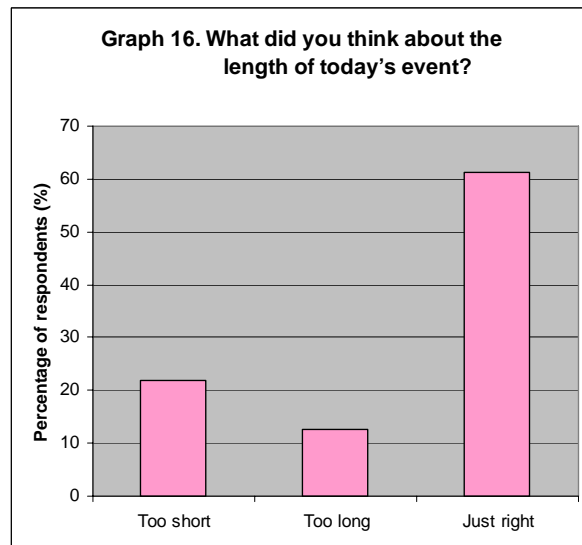
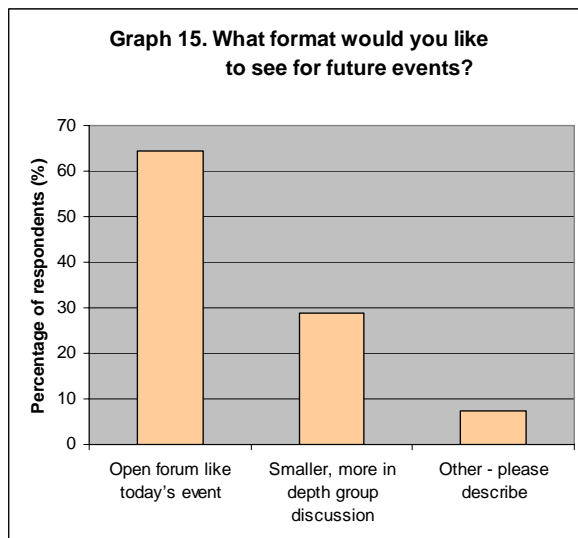
- Many respondents felt that the event's length was just right (61%). Some respondents felt that the length was too short (22%) and some felt that the length was too long (13%) (Table 9; Graph 16).
- There were many comments (27 respondents) that stated the discussion session needed to be longer to allow more in-depth discussion and development / building of ideas.

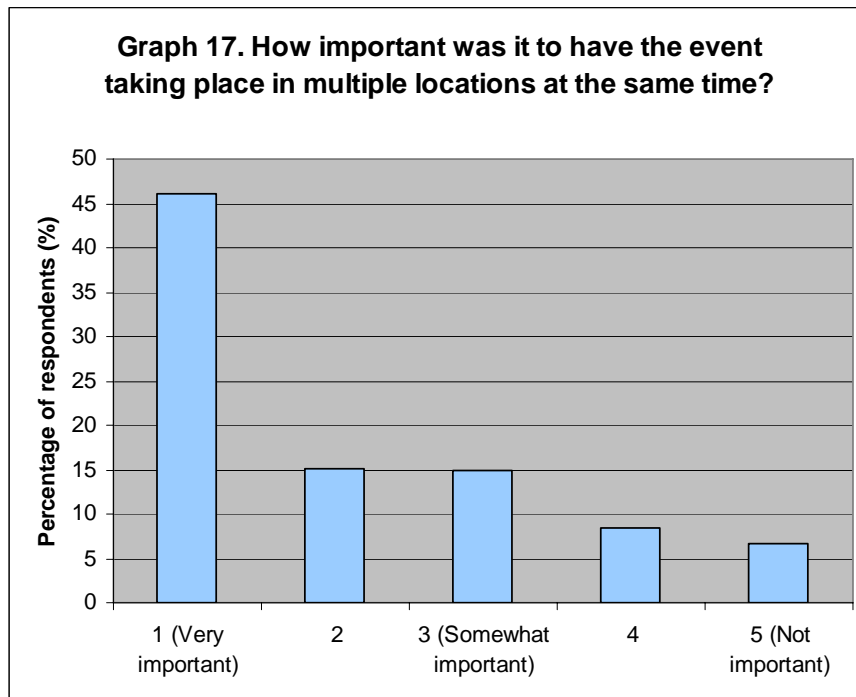
Locations

- About half of the respondents (46%) felt that it was important to have **youTHINK** taking place in multiple locations at the same time.
- About a third (30%) of respondents felt that simultaneous multiple locations were somewhat important or not important at all (Table 9; Graph 17).

Table 9. Event format, length and locations

Question	Category	Agree
What format would you like to see for the future events?	Open forum like today's event	64%
	Smaller, more in depth group discussion	29%
	Other - please describe	7.5%
What format would you like to see for future events?	Too short	22%
	Too long	13%
	Just right	61%
How important was it to have youTHINK taking place in multiple locations at the same time?	1. (Very important)	46%
	2.	15%
	3. (Somewhat important)	15%
	4.	8%
	5. (Not important)	7%





Live feed

- There were 4 comments that the live feed made the forum more interesting and that it was a great use of technology.
- However, there were 15 negative comments about using the live feed, mainly that it was too short for a national discussion and that they would have liked more interaction with the other locations.
- It was suggested that a two-way feed or live web camera could be used in the future.

Venue

- There were 10 comments that the venue was not ideal for a discussion. A lecture theatre was suggested.
- It was commented that there was limited wheelchair access and that the technical equipment was in the way for wheelchairs.

Catering

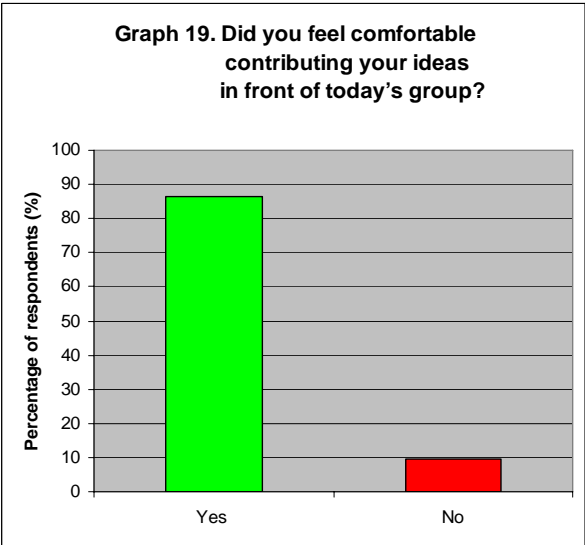
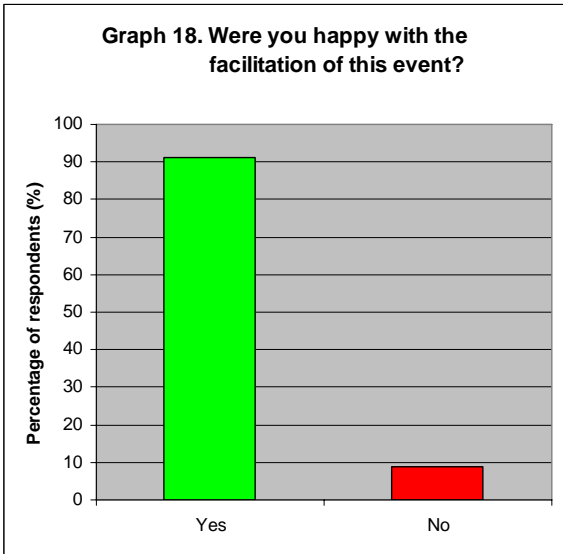
- There were 11 comments that there should have been more or better food. One respondent felt that lunch, instead of snacks, should have been provided. There were 2 positive comments that the food was good and that it was free.
- It was suggested that the catering plans should be available prior to the event to inform participants.

Facilitation

- The facilitation appeared to be effective with 91% of respondents happy with the facilitation (Table 10; Graph 18) and 86% felt comfortable contributing their ideas in front of the group (Table 10; Graph 19).

Table 10. Facilitation of the discussion topics

Question	Yes	No	Total
Were you happy with the facilitation of this event?	91%	9%	100%
Did you feel comfortable contributing your ideas in front of today's group?	86%	10%	96%



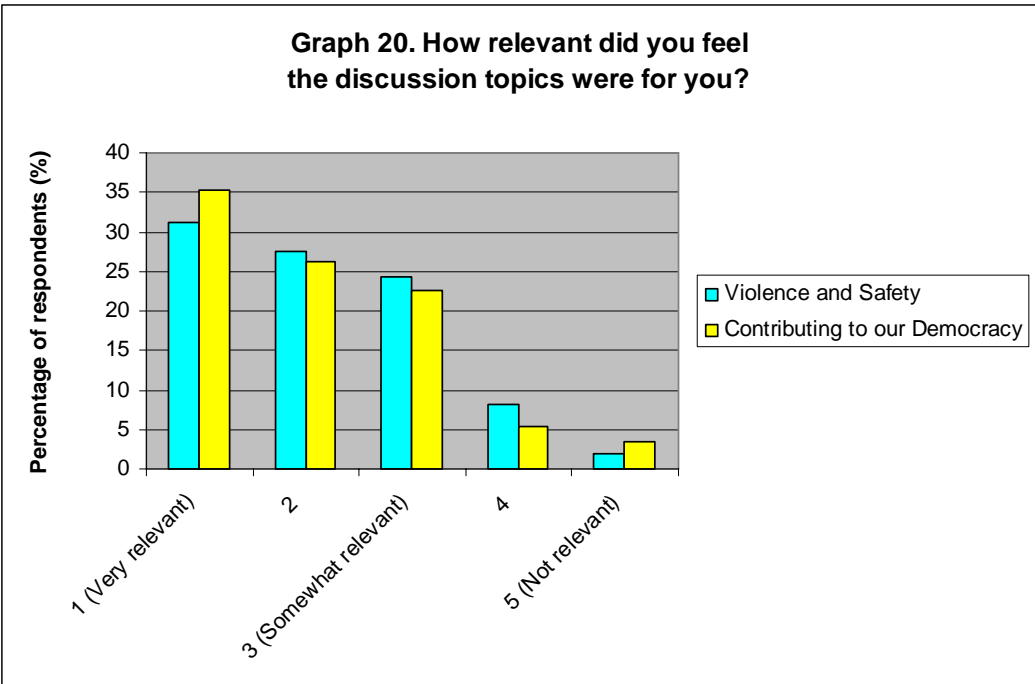
- Of the 9-10% that was unsatisfied with facilitation, their comments were that:
 - the facilitators were not prepared,
 - the facilitators were patronising,
 - the facilitators need to be local and understand local issues,
 - not all participants got a chance to speak,
 - participants shouldn't have told their personal stories,
 - the focus should have been on solutions, not problems
 - the facilitators should ensure that no derogatory comments are made about other participants in front of the group,
 - quiet participants should have been allowed to speak,
 - some participants talked amongst themselves and disrupted the discussion, and
 - the discussion wasn't structured and didn't flow nicely.

Discussion Topics

- The majority of respondents felt that the discussion topics were relevant or very relevant to them (58% for ‘Violence and Safety’ and 61% for ‘Contributing to our Democracy’) (Table 11; Graph 20).

Table 11. How relevant did you feel the discussion topics were for you?

Category	Violence and Safety	Contributing to our Democracy
1. (Very relevant)	31%	35%
2.	27%	26%
3. (Somewhat relevant)	24%	23%
4.	8%	5%
5. (Not relevant)	2%	3%



Discussion session

- The discussion sessions appeared to generate the most feedback on the evaluation forms, for example:
 - When respondents were asked ‘what was the most interesting part of the day?’, the most popular responses were: hearing the opinions of others and the ideas being generated (78 respondents), the discussion of the topics (42 respondents) and hearing what young people around the country had to say (35 respondents).
 - When asked what they would change about the event, the top responses were: smaller group discussion (42 respondents), more time for discussion (19 respondents), more topics or a choice of topics (18 respondents).

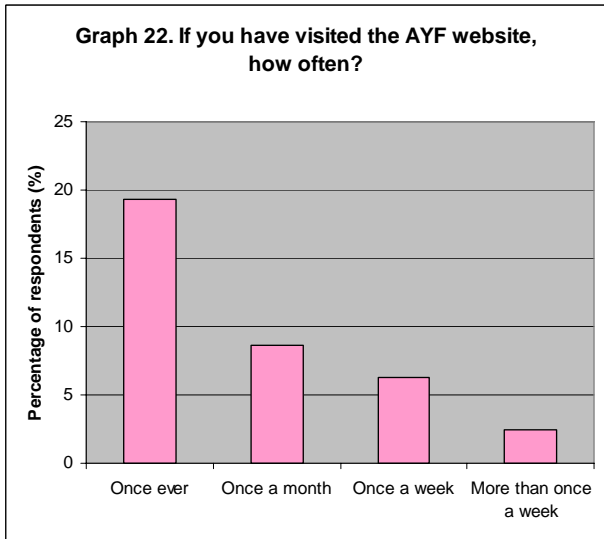
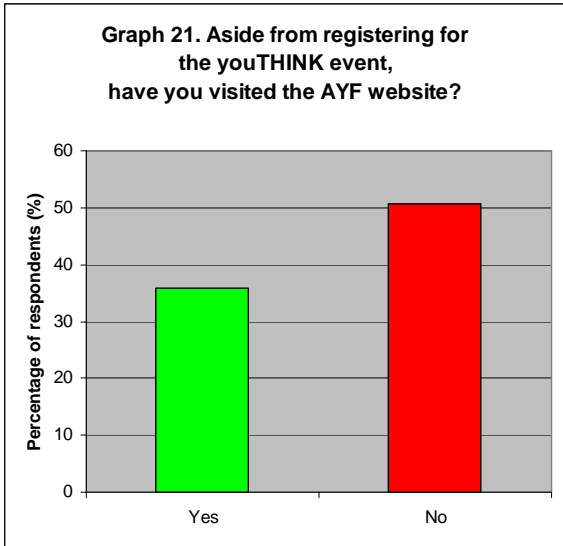
- For the question ‘were your expectations of this event met?’, respondents most popular positive comment was that it was an open conversation and people had good ideas (16 respondents), whereas the most frequent negative comment was that there should have been a small group discussion (10 respondents).
- Other positive comments about the discussion session were that the opinions were taken seriously, there was no pressure on the participants, and that hearing other people’s views have made them think differently about things.
- It was suggested by 5 respondents that there needed to be more roving microphones. Also suggested were less questions and more free discussion, having a comment box like on ABC2 and that participants could introduce themselves at the beginning of the forum.

AYF Website

- Most respondents had not visited the AYF website – only a third of respondents (36%) had visited the AYF website, aside from registering for **youTHINK** (Table 12; Graph 21).
- Most of the respondents who had visited the AYF website had only visited once ever (50% of respondents who answered this question). Some respondents visited once a week or more (30% of respondents who answered this question) (Table 12; Graph 22).

Table 12. AYF Website

Question	Yes	If yes, how often?	No
Aside from registering for the youTHINK event, have you visited the AYF website?	36%	-	51%
Once ever	-	19%	-
Once a month	-	6%	-
Once a week	-	9%	-
More than once a week	-	2%	-



- Most of the respondents who had visited the AYF website (25 respondents out of 40), were interested in the discussion topics, either posting their own ideas or reading other peoples ideas (Table 13).

Table 13. What area of the website is of most interest to you?

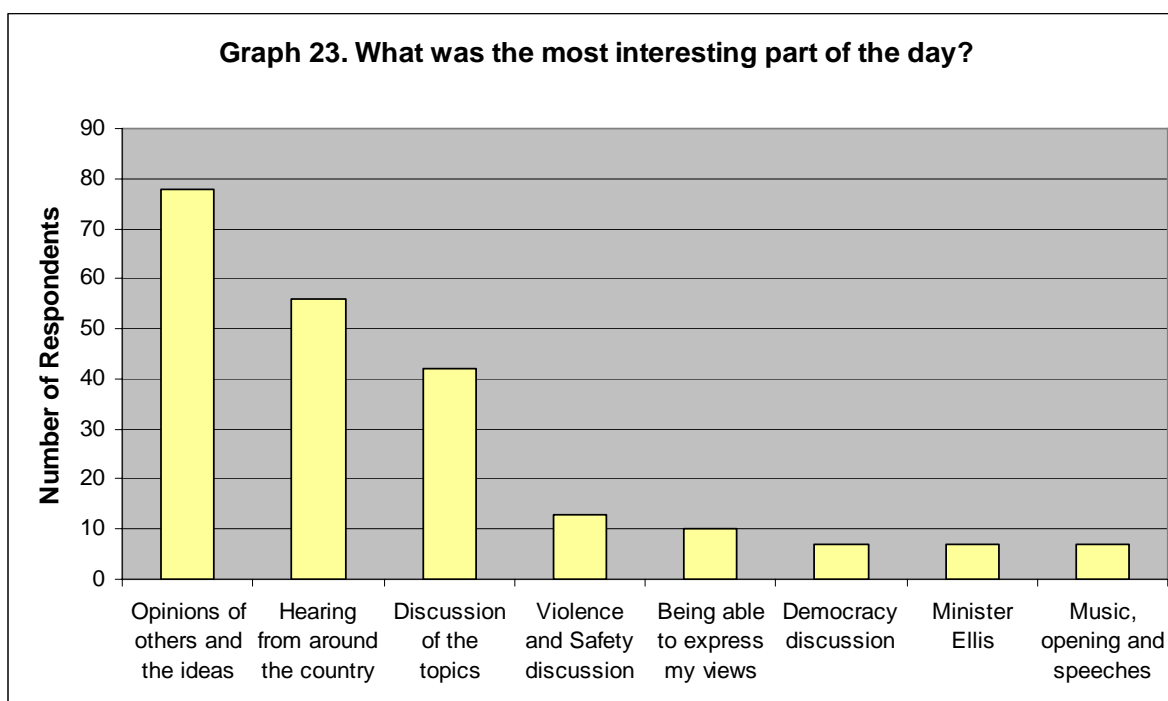
Response	Number of respondents
Discussion topics (posting and reading other posts)	25
News	3
About the AYF	2
Link Up	2
Steering Committee	2
All	1
Events	1
FAQ	1
Human rights	1
Ministerial Corro	1
Voting on the ideas board	1
Total	40

Most interesting aspect of the youTHINK event

- Half of the respondents found the discussion of the topics and the ideas of others to be the most interesting part of the day (Table 14; Graph 23).
- About 1/4 of respondents found the feedback from around the country at the end of the forum to be the most interesting part of the day (Table 14; Graph 23).

Table 14. What was the most interesting part of the day?

Response	Number of respondents
Opinions of others and the ideas	78 (32%)
Hearing from around the country	56 (23%)
Discussion of the topics	42 (17%)
Violence and Safety discussion	13 (5%)
Being able to express my views	10 (4%)
Democracy discussion	7
Minister Ellis	7
Music, opening and speeches	7
Being part of the event	4
Have an opinion without being shot down	4
Government listening	3
Free food	2
Lunch	2
Mixed backgrounds of young people	2
Talking to the Steering Committee member	2
Discussion of the topics across Australia	1



General comments

- There were 34 positive general comments that were made about **youTHINK** and the AYF. Six respondents said that it was better than they were expecting.
- There were 8 negative general comments that it was boring and pointless.
- It was suggested by 2 respondents that State-level Ministers should have been present to hear the discussion and to meet young people in their location.

Follow up

- Respondents are expecting that the information gathered from **youTHINK** is acted on. There were 7 comments that a follow-up forum was needed. There were 8 comments made, rather sceptically, about whether there will be any real change as a result of the **youTHINK** forum.

Future Event Suggestions

Locations

- There were 6 comments that the location should be in the city because it would be easier to get to.
- There were 3 comments that rural areas need to be catered for, either by holding the forum there or contributing to transport for rural young people to attend.
- Two suggestions were that there could be many forums at different times, attended by the Minister for Youth.

Format

- Four respondents suggested a live Q&A session with Minister Ellis or the Prime Minister. One respondent felt that more participant feedback to the Minister was needed.
- Various formats were suggested, involving outdoor activities, sports day, music, dancing and being more creative. Three respondents would like the event to be less formal and scripted.
- Two respondents suggested that they would like young people to set the agenda, and that they need more freedom and need to be treated as adults.
- One suggestion was that representative groups could have a separate forum to represent their views.

Evaluation Form Question:

Can you suggest other personalities for future youTHINK events?

Personality	Number of respondents
Hamish and Andy	18 (11%)
Rove	16 (10%)
The Prime Minister	10 (6%)
Sports People	10 (5%)
Andrew G	8
Jessica Mauboy	5
Music Stars	5
Dean Geyer (Australain Idol)	4
James Matheson	4
Delta Goodrem	3
TV hosts	3
Young Australian of the Year	3
Chris Lilley	2
Dave Hughes	2
David Koch	2
Fuzzy	2
Guy Sebastian	2
Home and Away	2
Hugh Jackman	2
Ian Thorpe	2
Isable Lucas	2
Justin Langer	2
Minister Ellis	2
Paul McDermott	2
Peter Hellier	2
TV Celebrities	2

The following personalities received 1 suggestion each:

Personality	Personality
Adam Hill	Maybe sporting or cultural person
Adam Spencer	Musicians
Alicia Pung	Personalities young people often see and relate to
Anyone who is passionate	Peter Garratt
Armondo - from "Step to the Future" forum	Politicians
Australian Icons	Prominent figures at all venues - include youth sensations
Carl Barron	Ryan Sheckler (American pro skateboarder)
Chase Crawford	Scott Dooley

Chaser's War on Everything	Soccer players
Comedians	Someone more hip
Councillors	Someone more inspirational
Dave Peachy	Steve Waugh
David Campbell	Tony Jones
Gina Riley	Wes Carr
Guy Pearce	Will Anderson
High achievers	Young actors
Hugh Evans	Young and real
Indigenous	Young band members
Jim Stynes	Young People
Julie McCrossan	Youth Ambassadors
Katie Noonan	Youth coalitions/advisory councils
Keanu Reeves	Youth Icons
Laurie Lawrence	Yvonne Gooloogong
Leyton Hewitt	

Thankyou for attending **youTHINK**. We would appreciate you taking a few minutes to provide us with feedback on this event, to help us with future **youTHINK** events. Please return this form to one of your facilitators at the completion of the day.

Your Age:

- 15-17 18-20
 20-22 23-24

Your Gender:

- Male
 Female

Event Promotion and Registration

Was the registration process clear?

- Yes No

Was sufficient information available on the website to help you feel prepared for today's event?

- Yes No

Were your expectations of this event met?

- Yes No

Why or why not?

Was the timing of this event (20 February 2009) good?

- Yes No

Are there other times of the year that could be good for this type of event? (suggest preferred month)

Event Program

Did you find it valuable to have a personality such as Fuzzy involved in this event?

- Yes No

If YES, can you suggest other personalities for future youTHINK events?

What was the most interesting part of the day?

Is there anything that you would change about today's event?

Were you happy with the facilitation of this event?

- Yes No

Did you feel comfortable contributing your ideas in front of today's group?

- Yes No

What format would you like to see for future events?

- Open forum like today's event
 Smaller, more in depth group discussion
 Other- please describe

What did you think about the length of today's event?

- Too short Too long Just right

Please complete both sides

How relevant did you feel the discussion topics were for you?

Violence and Safety

1 2 3 4 5
Very relevant Somewhat relevant Not Relevant

Contributing to our Democracy

1 2 3 4 5
Very relevant Somewhat relevant Not Relevant

How important was it to have youTHINK taking place in multiple locations at the same time?

1 2 3 4 5
Very important Important Not important

Venue and Organisation

Did you feel the event was well organised on the day?

Yes No

Additional comments or suggestions on the organisation of today’s event?

Did you feel that people with special needs were appropriately accommodated at this event?

Yes No

Do you have any further comments on youTHINK or the AYF in general?

AYF Website

Aside from registering for the youTHINK event, have you visited the AYF website? www.youth.gov.au/ayf

Yes No

If yes, how often?

Once ever Once a month
 Once a week More than once a week

What area of the website is of most interest to you?

Thank you for your contribution.

Please complete both sides